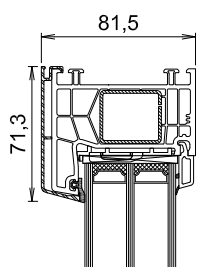
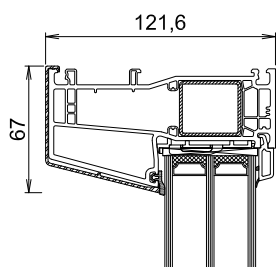


PA Primo Alu

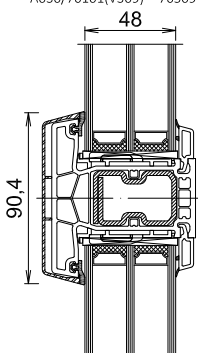
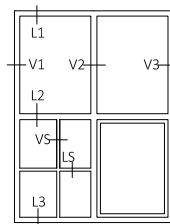
Primo System PA00 - Faste karme fals ind



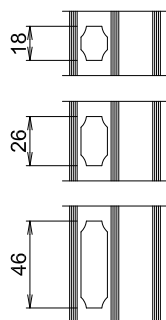
L1 (01) =
A030/76101(V309) - 76509



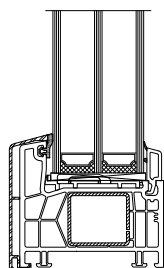
L1(02) =
A576/76107(V381) - 76509



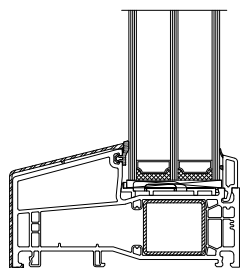
L2 =
A046/76302(V319) - 76509



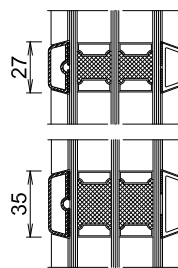
LS =
ilagt sprosse 18 mm, 26 mm, 46 mm



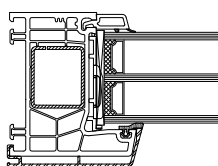
L3 (01) =
A030/76101(V309) - 76509



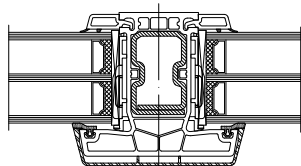
L3 (02) =
A576/76107(V381) - 76509



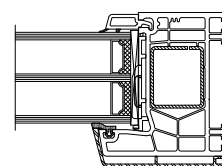
LS =
27 mm (A244T, 92001), 35 mm (A246T, 92003)



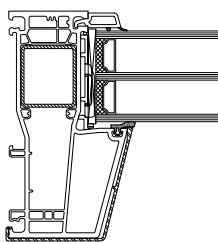
V1 (01) =
A030/76101(V309) - 76509



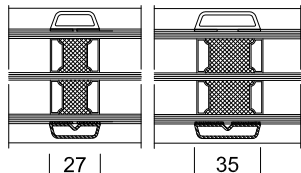
V2, VS =
A046-A069/76302(V343 - V319) - 76509



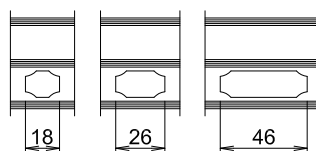
V3 (01) =
A030/76101(V309) - 76509



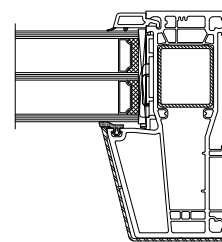
V1(02) =
A576/76107(V381) - 76509



VS =
27 mm (A243T, 92000), 35 mm (A245T, 92002)



VS =
ilagt sprosse 18 mm, 26 mm, 46 mm



V3 (02) =
A576/76101(V309) - 76509