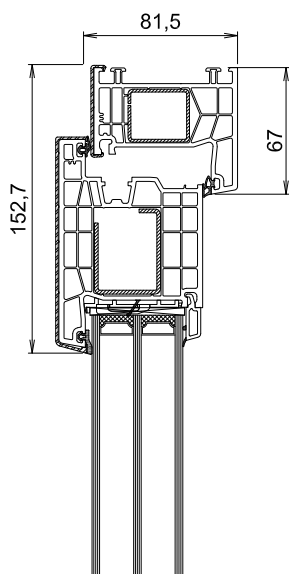
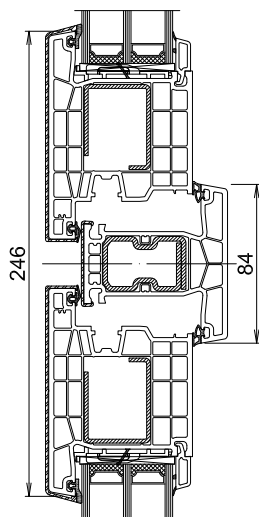


# PA Primo Alu

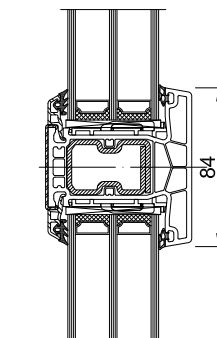
Primo System PA44 - Udadgående terrassedøre med bundstykke af karmprofil 76



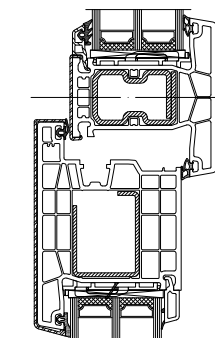
L20 =  
A597/76101(V309) - A039/76205(V326) - 76509



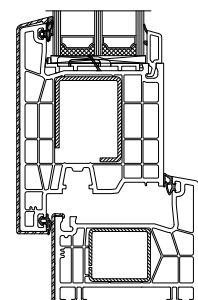
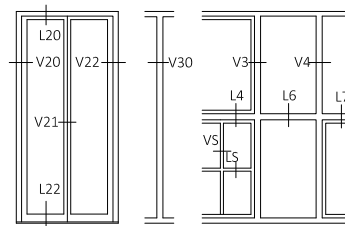
L4 =  
A039/76205(V326) - T-2000181/76302(V319) -  
A039/76205(V326) - 76509



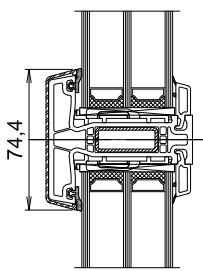
L6 =  
T-2000181/76302(V319) - T-2000586



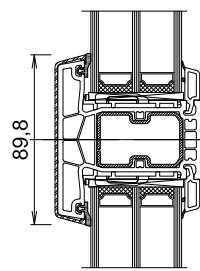
L7 =  
T-2000181/76302(V319) - T-2000586  
A039/76205(V326) - 76509



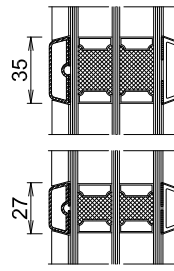
L22 =  
A597/76101(V309) - A039/76205(V326) - 76509



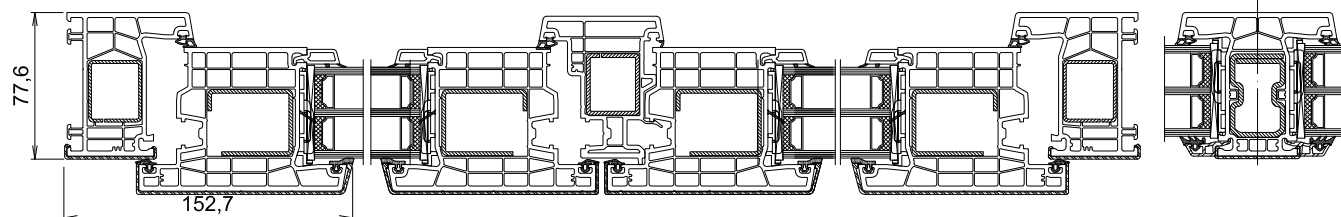
LS, VS =  
A045/76300(V312) - 76509



LS, VS =  
A069/76302(V343) - 76509



LS =  
27 mm (A244T, 92001), 35 mm (A246T, 92003)

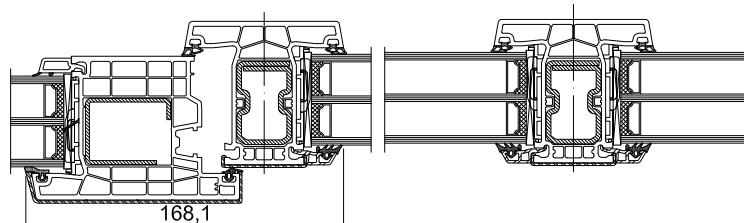


V20 =  
A597/76101(V309) - A039/76205(V326) - 76509

V21 =  
A039/76205(V326) - 76509 - 76402 (V310)  
A039/762045(V326) - 76509

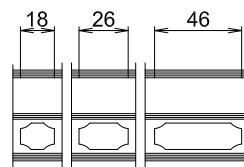
V22 =  
A597/76101(V309) - A039/76205(V326) - 76509

V30 =  
T-2000181/76302(V319) - T-2000586

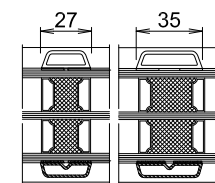


V3 =  
T-2000181/76302(V319) - T-2000586  
A039/76205(V326) - 76509

V4 =  
T-2000181/76302(V319) - T-2000586



LS, VS =  
ilagt sprosse 18 mm, 26 mm, 46 mm



VS =  
27 mm (A243T, 92000),  
35 mm (A245T, 92002)