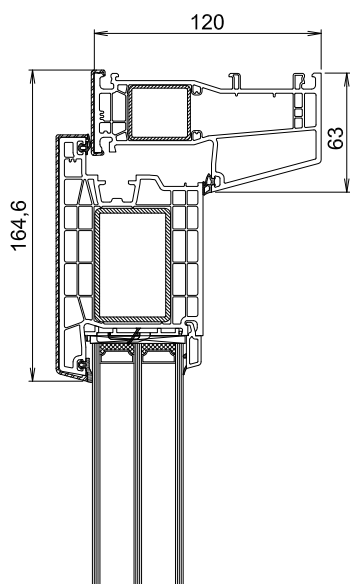
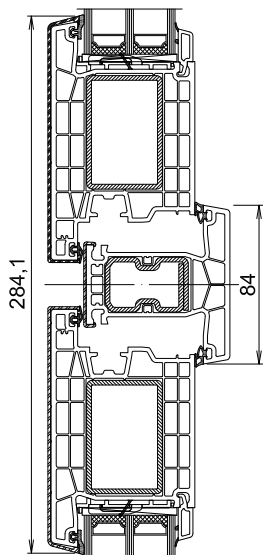


PA Primo Alu

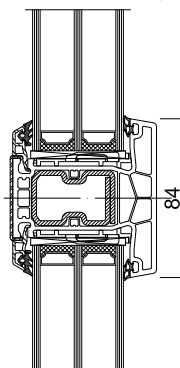
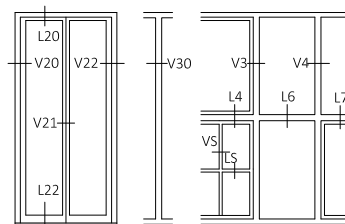
Primo System PA61 - Udadgående facadedør med kraftig ramme 120



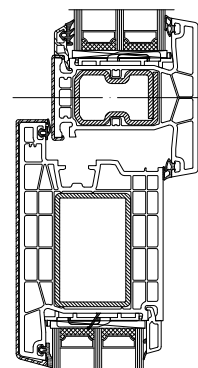
L1 = A599/76107(V381) - A041/76207(V260) - 76509



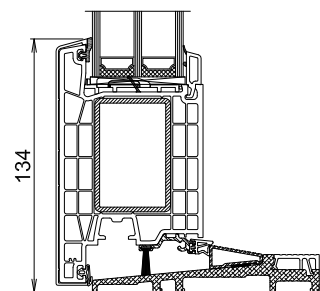
L4 = A041/76207(V260) - T-2000181/76302(V319) - A041/76207(V260) - 76509



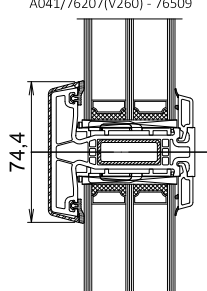
L6 = T-2000181/76302(V319) - T-2000586



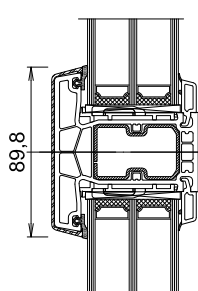
L7 = T-2000181/76302(V319) - T-2000586 - A041/76207(V260) - 76509



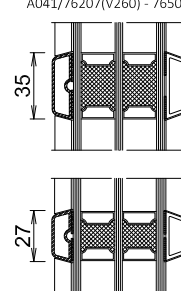
L22 = Z188/A574/A581 - 76207(V260) - 76509



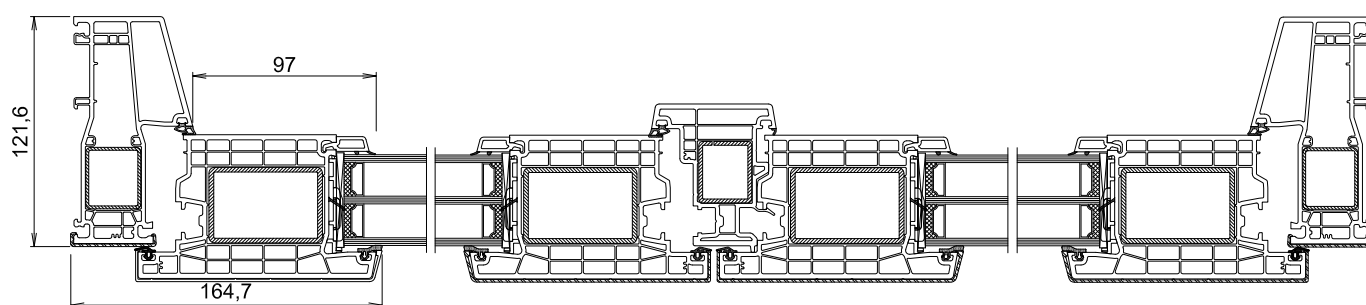
LS, VS = A045/76300(V312) - 76509



LS, VS = A069/76302(V343) - 76509



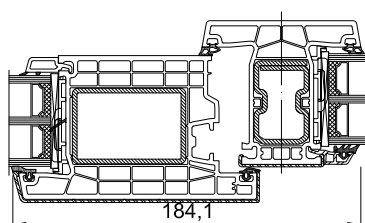
LS = 27 mm (A244T, 92001), 35 mm (A246T, 9200C)



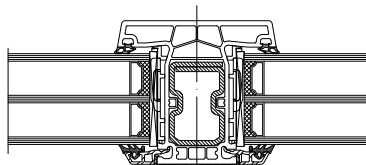
V20 = A599/76107(V381) - A041/76207(V260) - 76509

V21 = A041/76207(V260) - 76509 - 76402 (V310) - A041/76207(V260) - 76509

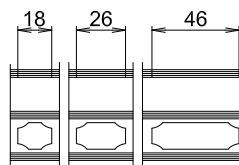
V22 = A599/76107(V381) - A041/76207(V260) - 76509



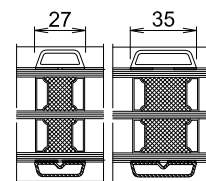
V3 = T-2000181/76302(V319) - T-2000586 - A041/76207(V260) - 76509



V4, V30 = T-2000181/76302(V319) - T-2000586



LS, VS = ilagt sprosse 18 mm, 26 mm, 46 mm



VS = 27 mm (A243T, 92000), 35 mm (A245T, 92002)