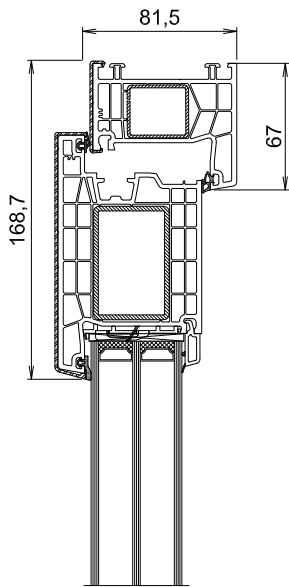
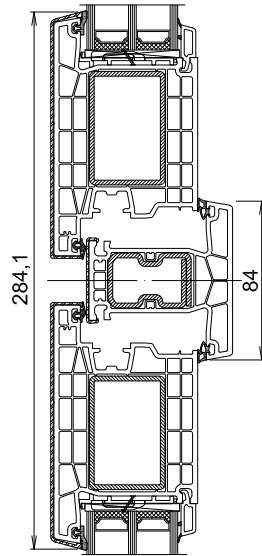


PA Primo Alu

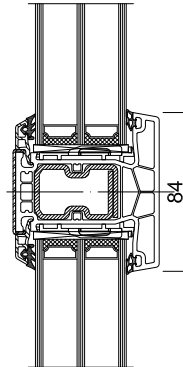
Primo System PA61 - Udadgående facadedør med kraftig ramme 76



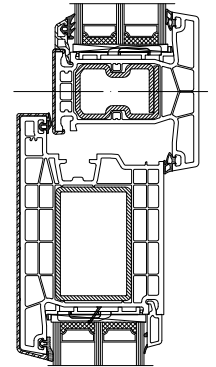
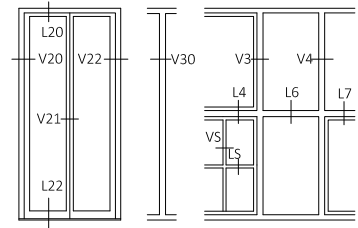
L20 =
A030/76101(V309) - A041/76207(V260) - 76509



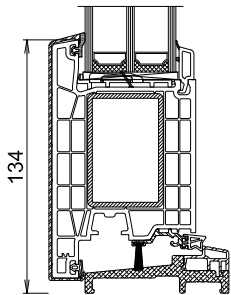
L4 =
A041/76207(V260) - T-2000181/76302(V319) -
A041/76207(V260) - 76509



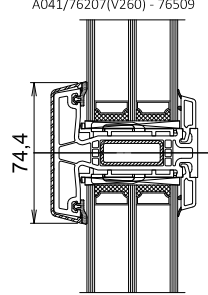
L6 =
T-2000181/76302(V319) - T-2000586



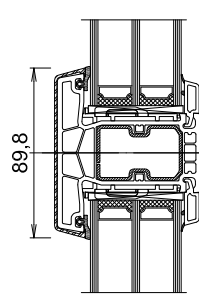
L7 =
T-2000181/76302(V319) - T-2000586 -
A041/76207(V260) - 76509



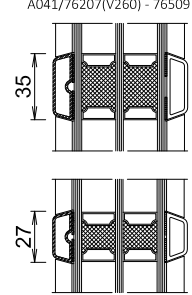
L22 =
Z187/A573/A581 - A041/76207(V260) - 76509



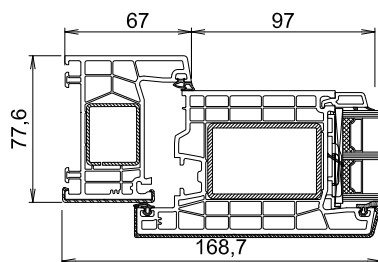
LS, VS =
A045/76300(V312) - 76509



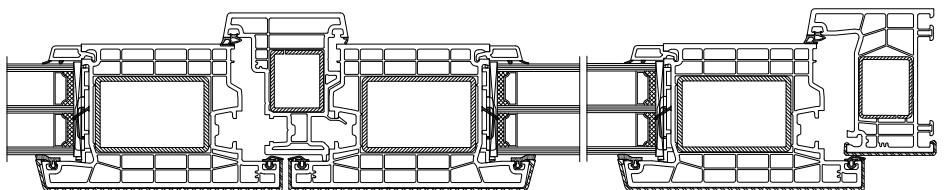
LS, VS =
A069/76302(V343) - 76509



LS =
27 mm (A244T, 92001), 35 mm (A246T, 92)

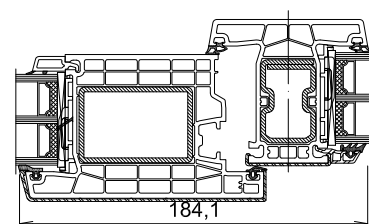


V20 =
A030/76101(V309) - A041/76207(V260) - 76509

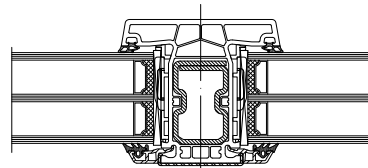


V21 =
A041/76207(V260) - 76509 - 76402 (V310)
A041/76207(V260) - 76509

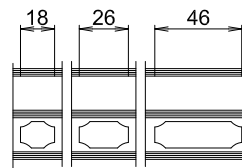
V22 =
A030/76101(V309) - A041/76207(V260) - 76509



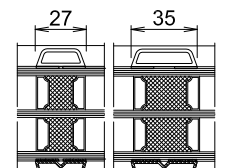
V3 =
T-2000181/76302(V319) - T-2000586 -
A041/76207(V260) - 76509



V4, V30 =
T-2000181/76302(V319) - T-2000586



LS, VS =
ilagt sprogse 18 mm, 26 mm, 46 mm



VS =
27 mm (A243T, 92000),
35 mm (A245T, 92002)