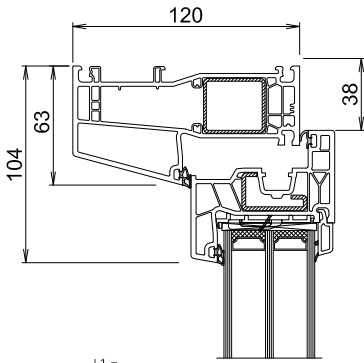
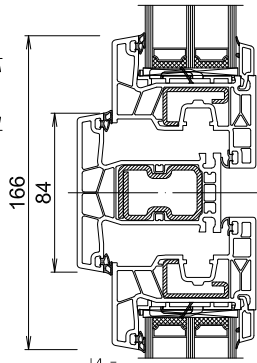


PP Primo Plast

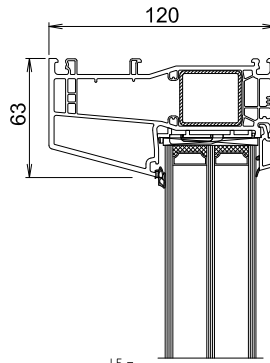
Primo System PP30 - indadgående vinduesdøre med bundstykke af karmprofil 120



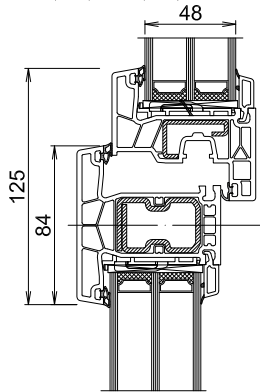
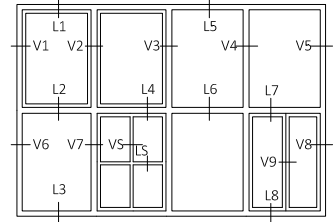
L1 =
76107(V381) - 76200(V315) - 76509



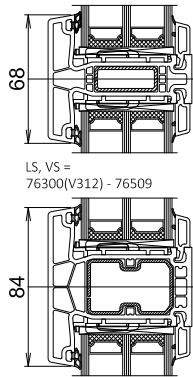
L4 =
76200(V315) - 76302(V319) - 76200(V315) - 76509



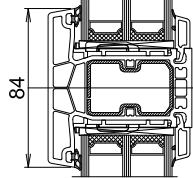
L5 =
76107(V381) - 76509



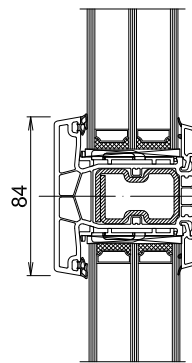
L2 =
76200(V315) - 76509 - 76302(V319) - 76509



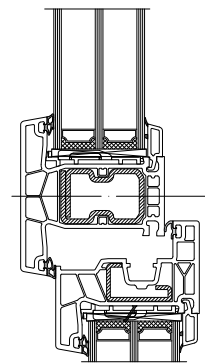
L5, VS =
76300(V312) - 76509



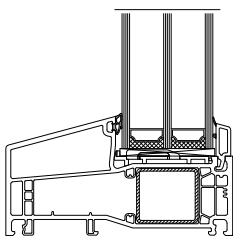
L5, VS =
76302(V343) - 76509



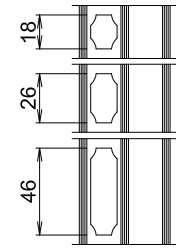
L6 =
76302(V319) - 76509



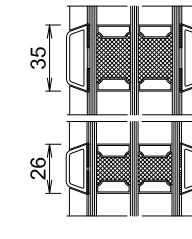
L7 =
76302(V319) - 76509 - 76200(V315) - 76509



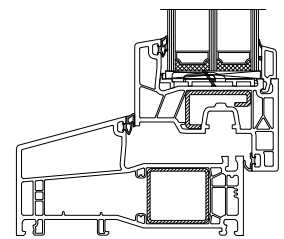
L3 (02) =
76107(V381) - 76509



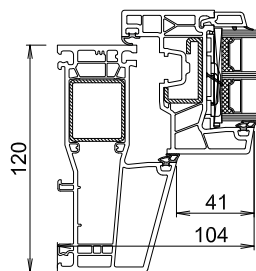
L5 =
ilagt sprosse 18 mm, 26 mm, 46 mm



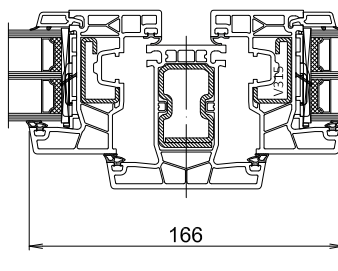
L5 =
27 mm (92001), 35 mm (92003)



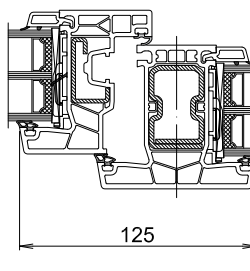
L8 =
76107(V381) - 76200(V315) - 76509



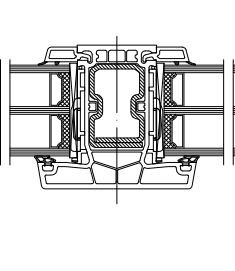
V1 =
76107(V381) - 76200(V315) - 76509



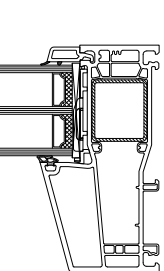
V2 =
76200(V315) - 76302(V319) - 76200(V315) - 76509



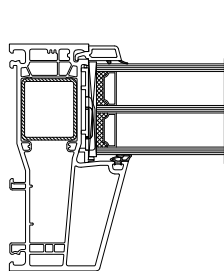
V3 =
76200(V315) - 76302(V319) - 76509



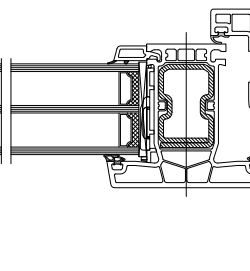
V4 =
76302(V315) - 76509



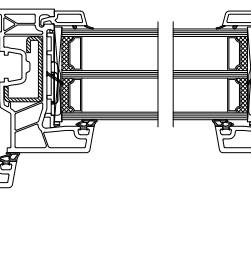
V5 =
76107(V381) - 76509



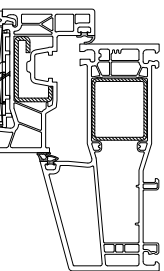
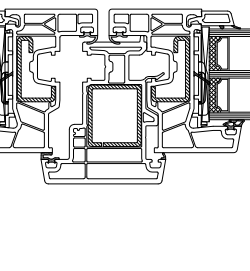
V6 =
76107(V381) - 76509



V7 =
76200(V315) - 76302(V319) - 76509



V9 =
76200(V315) - 76509 76402 (V310) 76200(V315) - 76509



V8 =
76107(V381) - 76200(V315) - 76509