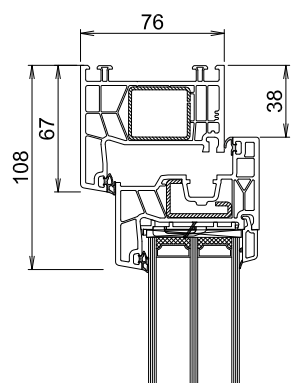
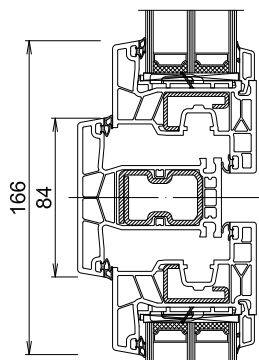


PP Primo Plast

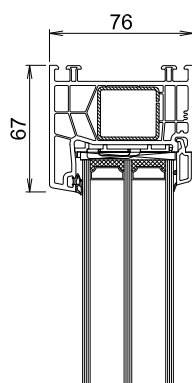
Primo System PP30 - indadgående vinduesdøre med bundstykke af karmprofil 76



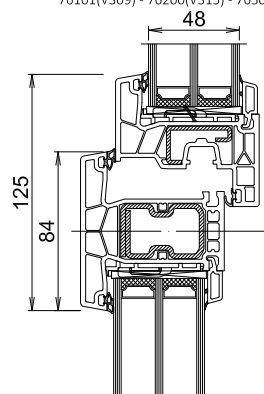
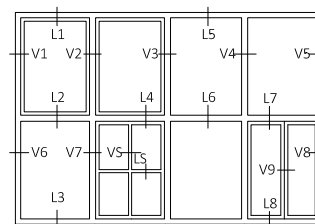
L1 = 76101(V309) - 76200(V315) - 76509



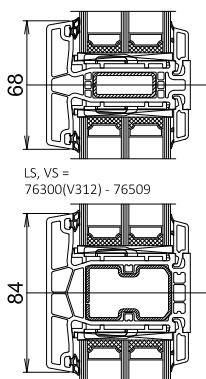
L4 = 76200(V315) - 76302(V319) - 76200(V315) - 76509



L5 = 76101(V309) - 76509

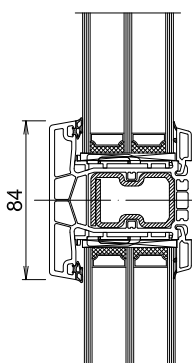


L2 = 76200(V315) - 76509 - 76302(V319) - 76509

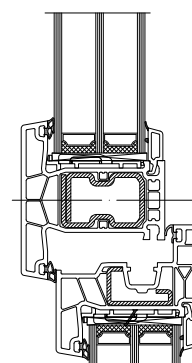


L5, VS = 76300(V312) - 76509

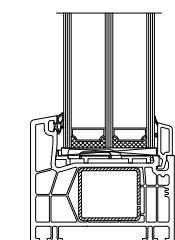
L5, VS = 76302(V343) - 76509



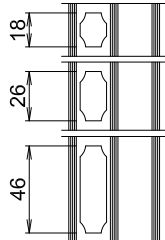
L6 = 76302(V319) - 76509



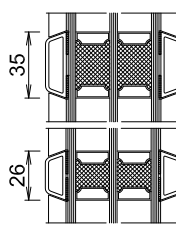
L7 = 76302(V319) - 76509 - 76200(V315) - 76509



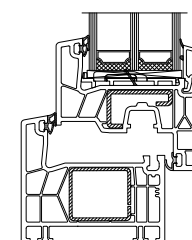
L3 = 76101(V309) - 76509



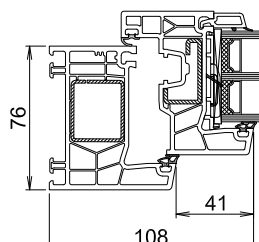
L5 = ilagt sprosse 18 mm, 26 mm, 46 mm



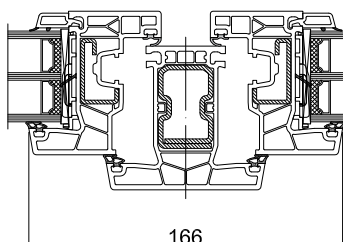
L5 = 27 mm (92001), 35 mm (92003)



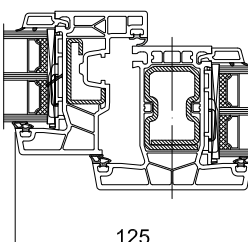
L8 = 76101(V309) - 76200(V315) - 76509



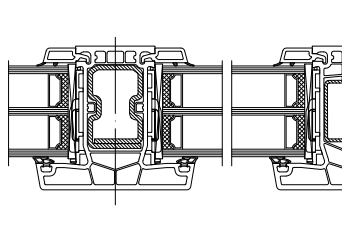
V1 = 76101(V309) - 76200(V315) - 76509



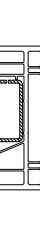
V2 = 76200(V315) - 76302(V319) - 76200(V315) - 76509



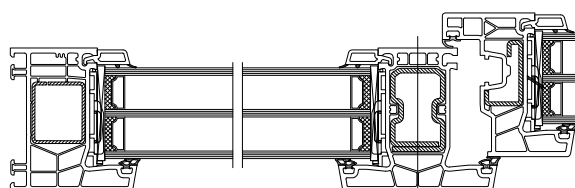
V3 = 76200(V315) - 76302(V319) - 76509



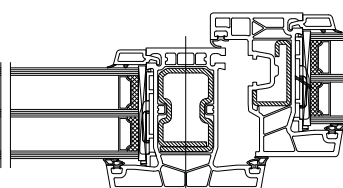
V4 = 76302(V315) - 76509



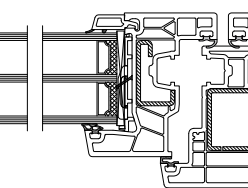
V5 = 76101(V309) - 76509



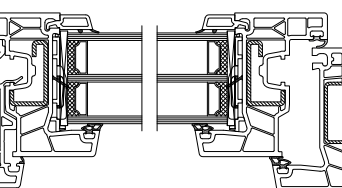
V6 = 76101(V309) - 76509



V7 = 76200(V315) - 76302(V319) - 76509



V9 = 76200(V315) - 76509 76402 (V310) 76200(V315) - 76509



V8 = 76101(V309) - 76200(V315) - 76509