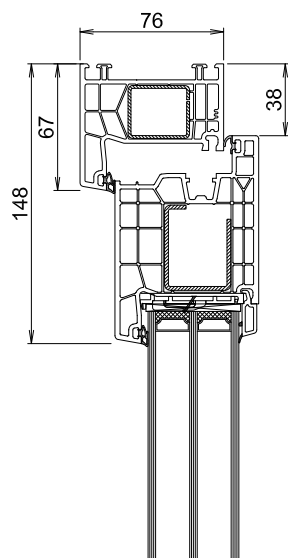
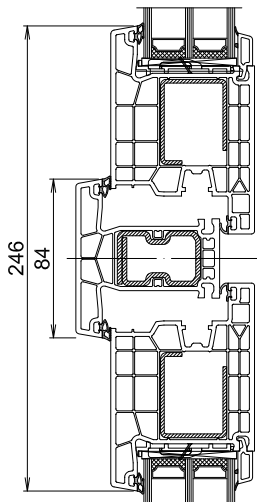


PP Primo Plast

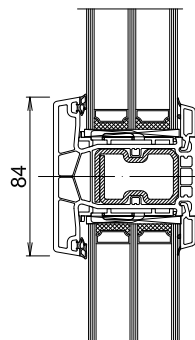
Primo System PP41 - Indadgående terrassedøre med 20 mm bundstykke 76



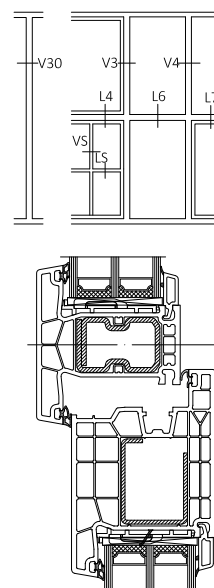
L20 =
76101(V309) - 76204(V326) - 76509



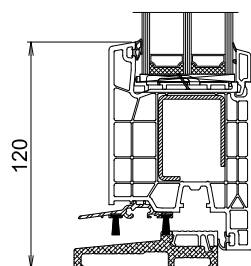
L4 =
76204(V326) - 76302(V319) - 76204(V326) - 76509



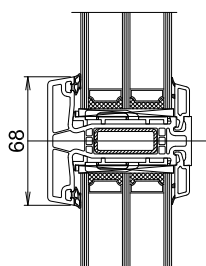
L6 =
76302(V319) - 76509



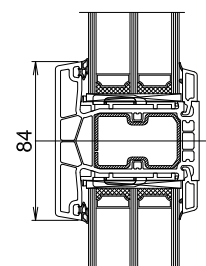
L7 =
76302(V319) - 76204(V326) - 76509



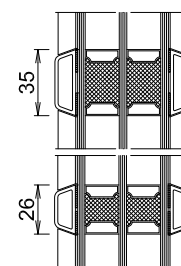
L22 =
Z187/A061 - 76204(V326) - 76509



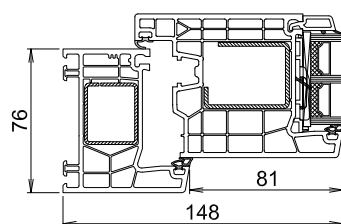
LS, VS =
76300(V312) - 76509



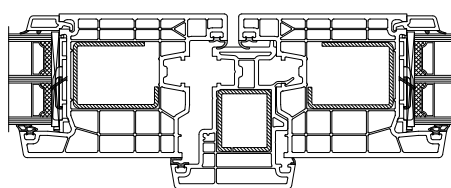
LS, VS =
76302(V343) - 76509



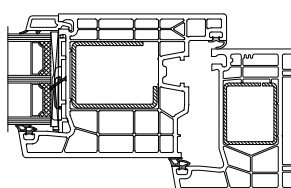
LS =
26 mm (92001), 35 mm (92003)



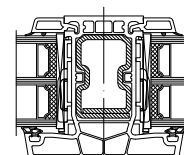
V20 =
76101(V309) - 76204(V326) - 76509



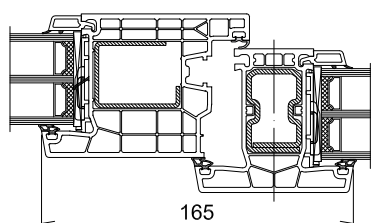
V21 =
76204(V326) - 76509 76402 (V310) 76204(V326) - 76509



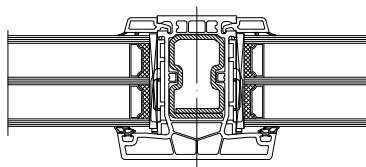
V22 =
76101(V309) - 76204(V326) - 76509



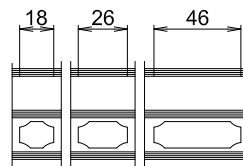
V30 =
76302(V315) - 76509



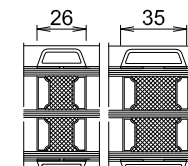
V3 =
76204(V326) - 76302(V319) - 76509



V4 =
76302(V315) - 76509



LS, VS =
ilagt srosse 18 mm, 26 mm, 46 mm



VS =
27 mm (92000), 35 mm (92002)