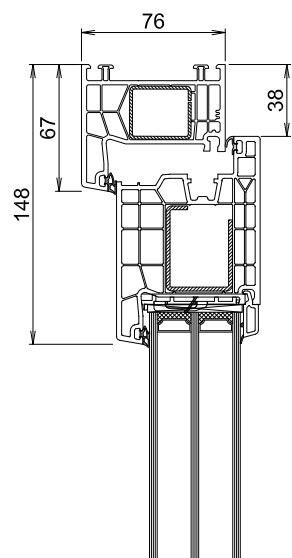
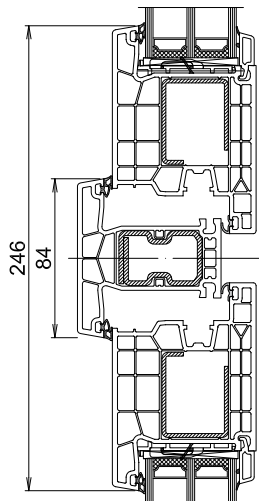


# PP Primo Plast

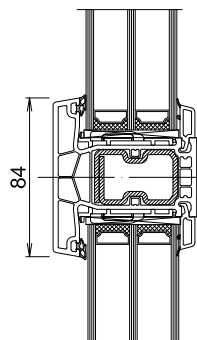
## Primo System PP50 - Indadgående facadedør standard ramme 76



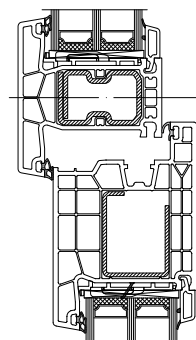
L20 =  
76101(V309) - 76204(V326) - 76509



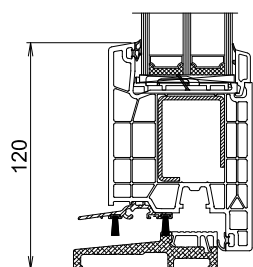
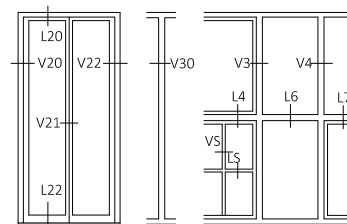
L4 =  
76204(V326) - 76302(V319) - 76204(V326) - 76509



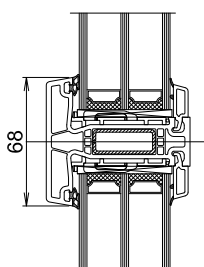
L6 =  
76302(V319) - 76509



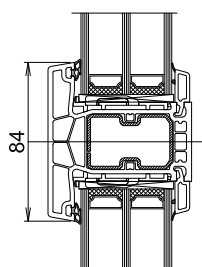
L7 =  
76302(V319) - 76204(V326) - 76509



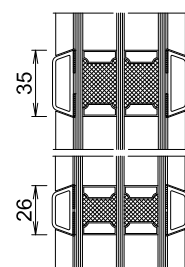
L22 =  
Z187/A061 - 76204(V326) - 76509



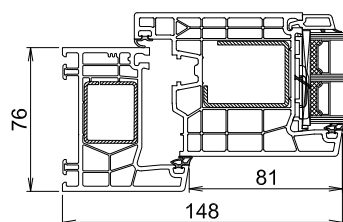
LS, VS =  
76300(V312) - 76509



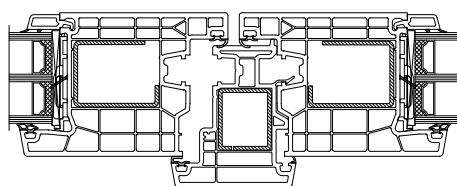
LS, VS =  
76302(V343) - 76509



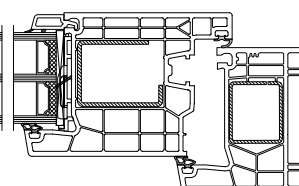
LS =  
26 mm (92001), 35 mm (92003)



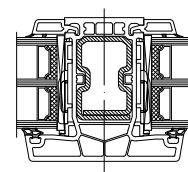
V20 =  
76101(V309) - 76204(V326) - 76509



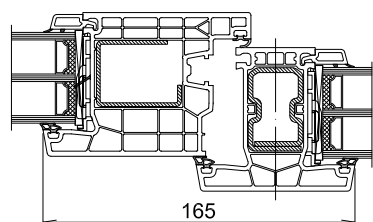
V21 =  
76204(V326) - 76509 76402 (V310) 76204(V326) - 76509



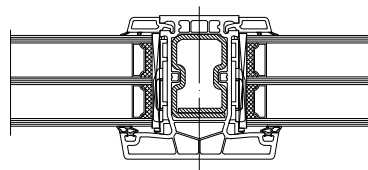
V22 =  
76101(V309) - 76204(V326) - 76509



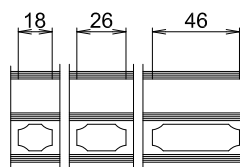
V30 =  
76302(V315) - 76509



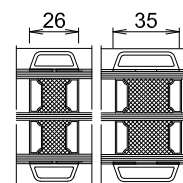
V3 =  
76204(V326) - 76302(V319) - 76509



V4 =  
76302(V315) - 76509



LS, VS =  
ilagt srosse 18 mm, 26 mm, 46 mm



VS =  
27 mm (92000), 35 mm (92002)